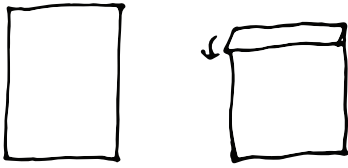


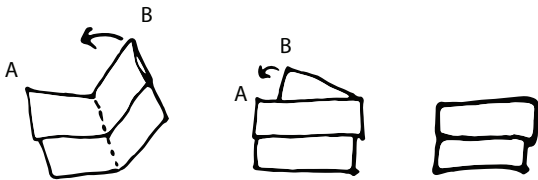
Fourth of July Paper Firecracker




1) Take a sheet of paper and fold the top down about one inch.




2) Continue folding down until there is about one inch of folded paper and one inch unfolded paper left.



3) Fold the paper from B to A, leaving the folds facing out



4) Pinch bottom left side with left thumb and forefinger, pinch upper left side with your right thumb and forefinger



5) Pull left side down as shown in picture

6) Pull back, and snap forward for a fun firework sound!

